

SCHOOLS' ROBOTIC COMPETITION – ROBO CAN - COLLECTOR

1. OBJECTIVE

To design and build an autonomous robot that is able to follow a black path. At the end of the path, it is to collect a can of weight **200g OR 300g** and to return to the starting box before unloading.

2. JUDGING CRITERIA

The robot which has the **highest accumulated weights** of all the collected “cans” within the stipulated time of **FOUR minutes** is the winner.

3. RULES AND REQUIREMENTS

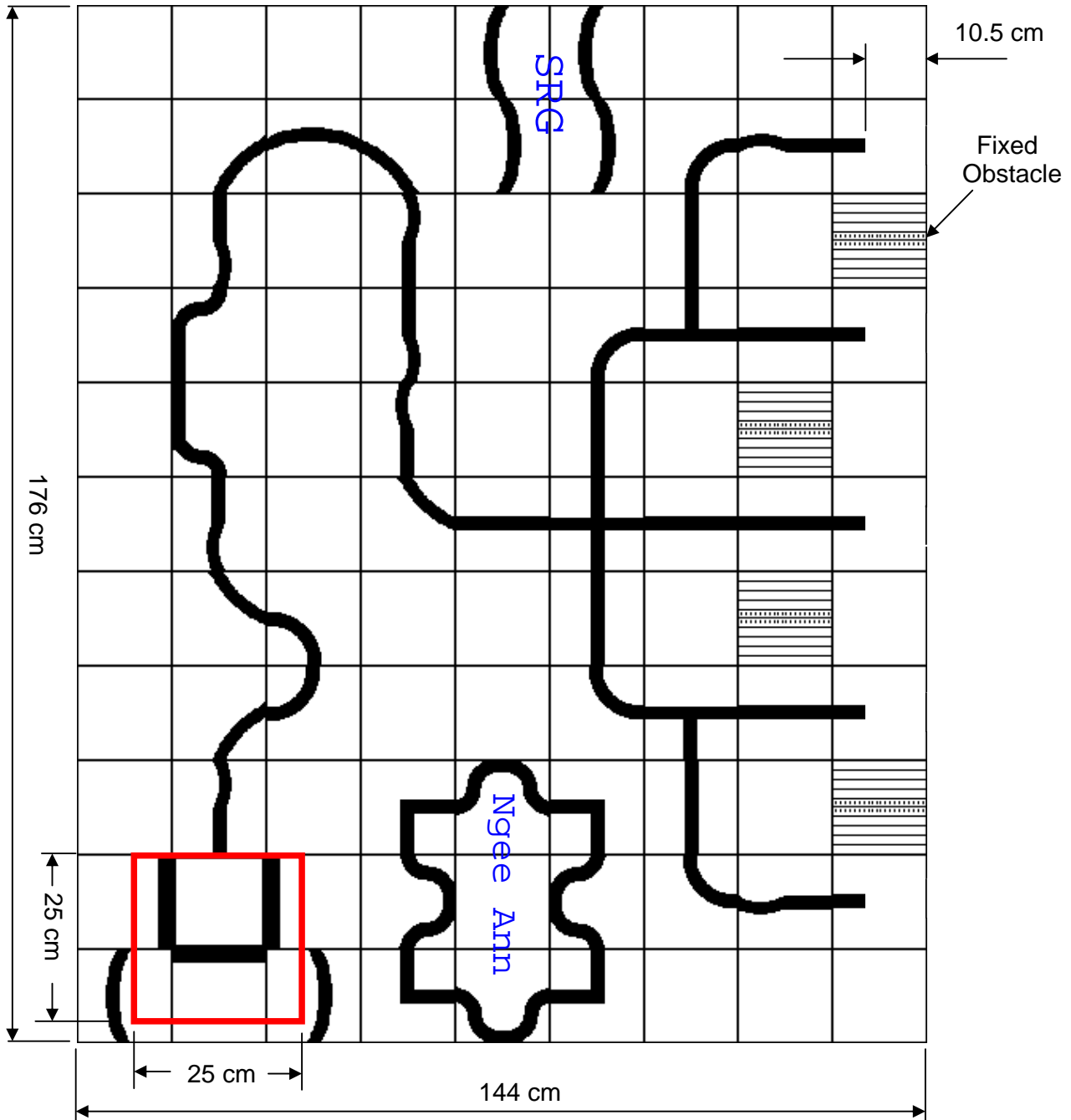
- 3.1 The robot is to be controlled by an on-board programmable microcontroller and powered by 6 AA batteries or its equivalent of 9V (6 x 1.5V). The robot should not exceed 25 cm in length and width.
- 3.2 The field (Figure 1) is of a rectangular shape with an approximate size of 176 cm by 144 cm, and is constructed using the proprietary Plegofield (www.plegofield.com). There is a black path (on white background) leading to FIVE separate paths, at the end of which a “can” could be pre-loaded on one of these five rocker arms (Figure 2). There is also a starting box measuring 25 cm by 25 cm at one end of the field where the robot would start and finish.
- 3.3 The robot should be designed to negotiate and follow the black path. Obstacles would be placed randomly by the judges just before competition commences to prevent robot from taking “short cut” to reach the “can”. Other fixed obstacles (Figure 3) are placed near the end of each path. **Two cans, one 200g and another 300g, are loaded randomly on the rockers.** Upon reaching the end of path, the robot has to collect **ONE of the two “cans”**. Robot should make contact with the rocker arm to dis-lodge the “can” onto its receptacle. Robot must then carry the “can” (off the ground), and bring it back to the starting box. Upon reaching the finishing position (when any part of the robot body touches the starting box outline) the “can” is unloaded by the handler and robot repositioned within the starting box to start the next run to collect the next “can”. **The uncollected “can” will be removed and another two “cans”(one 200g and 300g cans) will be placed randomly on any two of the 5 available positions by the judge during the time the robot makes its return run.** Only one “can” is to be collected for each run and only one handler is allowed to assist the robot at the starting and finishing position.
- 3.4 It is considered an aborted run should the robot drop its “can” on the field in the course of its run. The robot is to start from the starting position and **the 2 “cans” will be placed on any rocker arms by the judge.**
- 3.5 The robot is given **four minutes** to collect as many cans (of either weights) as possible.
- 3.6 No adjustment is allowed in the open field during the run. The robot must be brought back to the starting box and restart when being inactive, disabled or out of control in the open field. This will be considered as one aborted run, and the decision to abort the run is at the discretion of the handler.
- 3.7 Permission may be granted for 1 recess (10 minutes) and it carries a penalty of 2 minutes on the competition time.

3.8 In the event of a tie, **the robot that collect the heaviest “can” first will be ranked highest.** If there is still a tie, the robot with the least number of aborted runs during the game will be ranked next. On further tie, the rank will be determined by either the shortest time for a successful collection of the heaviest can or the furthest distance covered for a non-delivery, of ONE final run.

3.9 Each school could submit 3 entries and no cloning (identical design) is allowed. Entry closes two weeks before the competition. The robot must pass inspection at the beginning of the competition. Further details are available from the official web site.

3.10 All robots shall be caged at the beginning of the competition and will be returned only at end of the entire competition.

Figure 1a: The Field*



* From Plegofield, (<http://www.plegofield.com>)

Figure 1b: The Field






Figure 2: The Rocker Arm



Rocker Arm Construction




Rocker Arm Front View



Rocker Arm Back View

Figure 3: Fixed obstacle



FAQ (Frequently Asked Questions)

1. Must we use only Lego parts. Can we use parts from other sources?
There is no restriction on parts used.

2. How many motors are allowed?
No limits on number of motors used. However, you are limited in the use of maximum 9 V (6 x 1.5V) battery source.
3. How many sensors are allowed?
No restriction on number of sensors used.
4. Are we allowed to use other microprocessors beside the RCX and other type of sensors supplied with Lego Mindstorm?
There are no restrictions microprocessor and sensors used.
5. Can my robot collect more than one can at a time?
No, robot can only collect one can at one time.
6. What brand is the can drink?
We use Jia Jia Herbal Tea cans.
7. What is filled inside the can to make its weight 200g and 300g?
Beans.
8. Will there be a practice run?
Due to constrain in the venue, we could only set up the track on the actual day. We might consider allowing practice time one to two hours before event commences.
9. Are we allowed to measure the light sensor values so that we can program it on our robot before caging?
Please do so during practice runs, usually few hours before the event.
10. What does caging mean?
Only participating robots need to be caged in a common area before the start of competition. Caged robot will only be released back to the students until the end of the whole competition.
11. Can I take back my robot if I know I have no chance of winning any medal?
Usually you are not allowed to take back your robot till the end of the competition. However, we understand that some school need to leave early as the bus is waiting etc. In that case, we allow early return of robots provided all the teams from the same school have completed their runs and are out of contention for any medals.
12. Must the entire robot start behind the starting line or can some parts of the robot be in front of the line such as the light sensor?
The entire robot including sensors, arm etc need to be behind the starting red line.
13. Must the robot follow the line strictly. Can we just program the robot to go straight without following the line.
Robot must follow the line to reach the "can" as there are obstacle placed randomly everywhere and robot will not be able to take any short-cut .
14. Is flash photography allowed during the runs?.
Flash is not allowed as flash might effect the light sensors.
15. Are we allowed to wipe the playing field with a dry cloth before starting the run?
Yes, but please inform the judges first to get his/her permission.